

2024 Directory Domination Canva Tutorial

[Canva](#) is a great tool to create quality graphics and designs even if you know nothing about graphic design.

However, giving clients access to our designs for 2024 DD is kind of a PIA (pain-in-the-ass). Canva does not make it as easy as I think it would be. I'm sure they have their reasons.

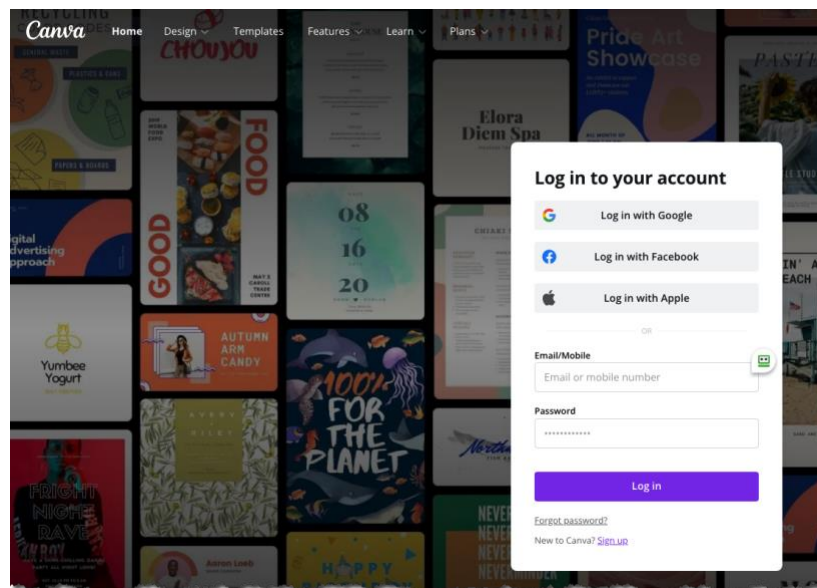
In any case, I think we have a great solution that will make it as easy on you as possible to upload our designs into [your own Canva account](#) so you can have full editing capabilities and own the images.

Please follow the instructions here and if you have any questions, please open a support ticket at:

<https://customerhelpfast.com>

Step 1

Log into your [Canva.com](#) account.



Step 2

Click the link below:

- Book Cover Templates:
https://www.canva.com/design/DAF3ou9eASA/uzt6bQEtrjW9KKMk8eKedQ/view?utm_content=DAF3ou9eASA&utm_campaign=designshare&utm_medium=link&utm_source=publishsharelink&mode=preview

Step 3

Click the “Use Template” button.

A template created by Drew Laughlin was shared with you, start designing now

Online Directory Secrets is an invaluable resource for local businesses looking to boost their online visibility and reach new customers. This book offers a comprehensive guide to leveraging the power of online directories and puts important success strategies at your fingertips.

Furthermore, you'll gain insights into the different types of online directories, why they're so effective, and how to use them to your advantage. The book also provides detailed steps on how to create and optimize directory listings in order to get maximum exposure and generate leads. Furthermore, you'll find out how to measure the results of your efforts and fine-tune them for even better performance.

With Online Directory Secrets as your guide, you'll learn tricks like setting up automated alerts so you never miss an opportunity and harnessing the power of user reviews to build trust with potential customers. You'll also discover how to track the effectiveness of different directory listings over time, plus creative ways such as utilizing geo-targeting options or offering promotions.

Whether it's boosting your business's website traffic or scaling up its customer base, Online Directory Secrets has all the information local entrepreneurs need for success. With practical advice from experts in the field—as well as real-life success stories from businesses that have put these strategies into practice—this book is sure to become an indispensable companion for any local business navigating the world of digital directories.

About [YOUR NAME]
Say something cool about yourself here.
Lorem ipsum dolor sit amet. Ut dolorem
interinos ut voluptas voluptatum qui vitae
quibusdam eum tempora cupiditate. Cum
dolorem eaque ut maiores eius et perferendis
numquam rem dolor suscipit qui alias
cupiditate ea deserunt ducimus!

Barcode Area

Detail at: YourSite.com

**CRACK THE
VISIBILITY
CODE**

How to Get More
Customers Using Online
Directories

YOUR NAME

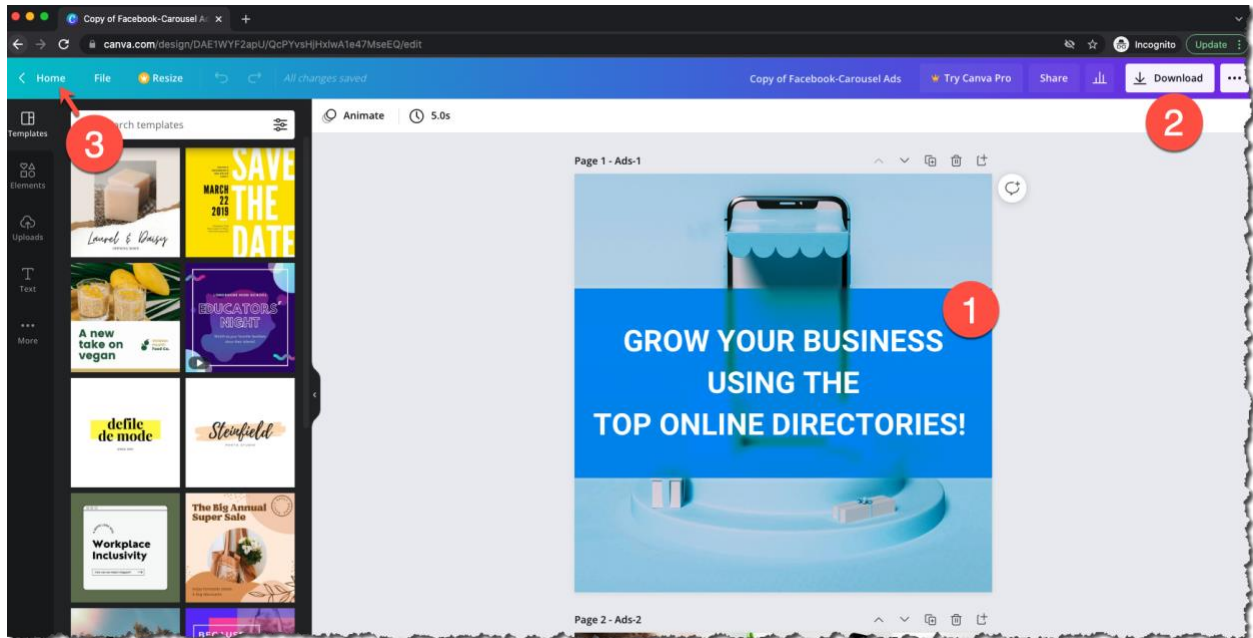
12.715in × 9.46in

Use template

Step 4

Enjoy your new design!

1. Edit your new graphic (if needed)
2. Download it to your computer or
3. Simply come back to it later.

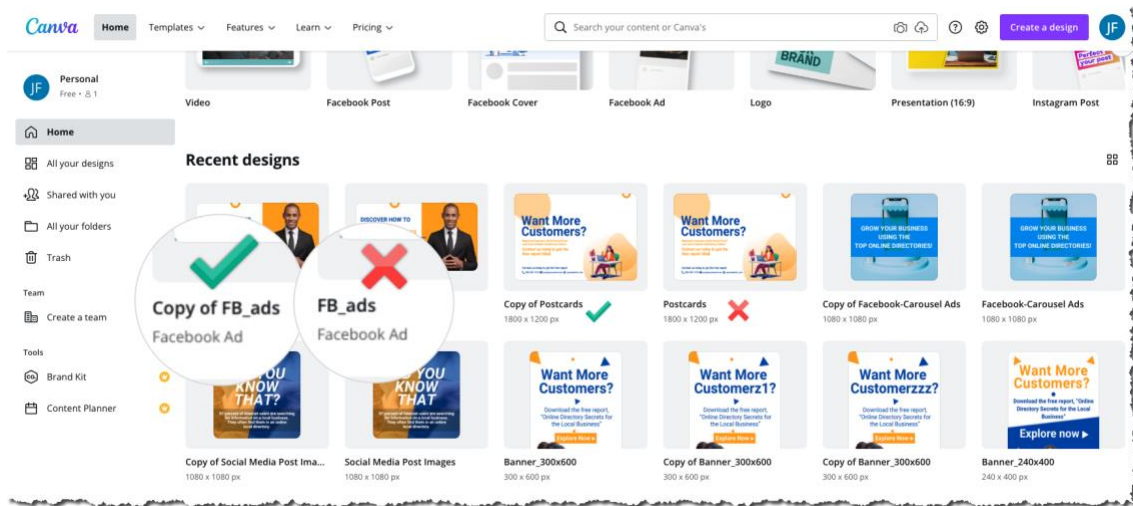


NOTE: The Image(s) you will see will be different than the one above but the process is the same.

IMPORTANT

As we said earlier sometimes Canva is a PIA. You'll noticed when you go back to your [Canva home page](#) you will see two versions of the designs you created from the template links we provided.

You can ONLY edit the one that says, "Copy of [Image Name]." You can view the other version but you can NOT edit it.



Please use the "Copy of..." version and put it in a folder and rename it for easy reference and access later on.

